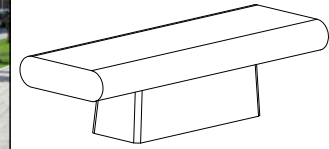


CARACTERÍSTICAS / FEATURES

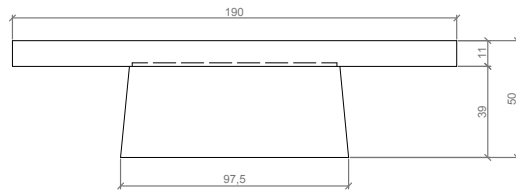
Material hormigón Petra 1
Acabado decapado e hidrofugado
Dimensiones l. 190, a. 64, h. 51 cm
Color ver carta de colores
Fijación mediante varillas metálicas
Peso 550 Kg
Palet 200 x 70 cm

Material precast concrete Petra 1
Finish scaled and waterproofed
Dimensions l. 190, w. 64, h. 51 cm
Colour see colour catalogue
Fixing with metal rod
Weight 550 Kg
Pallet 200 x 70 cm

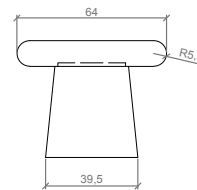
REP1368



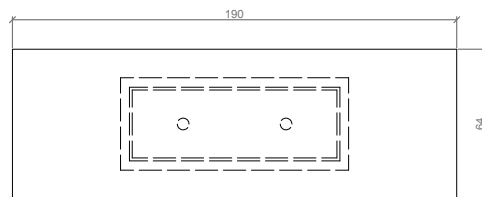
GEOMETRIA / GEOMETRY



ALZADO / FRONT VIEW



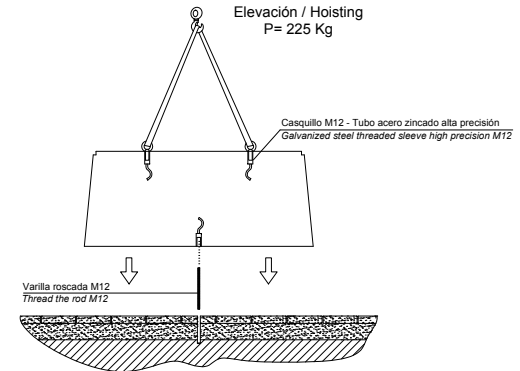
PERFIL / PROFILE



PLANTA / TOP VIEW

MANIPULACIÓN E INSTALACIÓN / HANDLING AND INSTALLATION

- 1 Enrosacar cáncamo, elevar, enrosacar la varilla inferior y colocar al sitio deseado
Thread the eye bolt, lift, thread the lower rod and insert metal rod in hole



- 2 Enrosacar los tornillos, envolverlos de mortero o resina epoxi e instalar la losa
Thread the screws, wrap them in mortar or epoxy resin and install the slab

