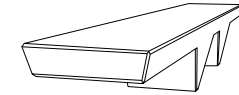
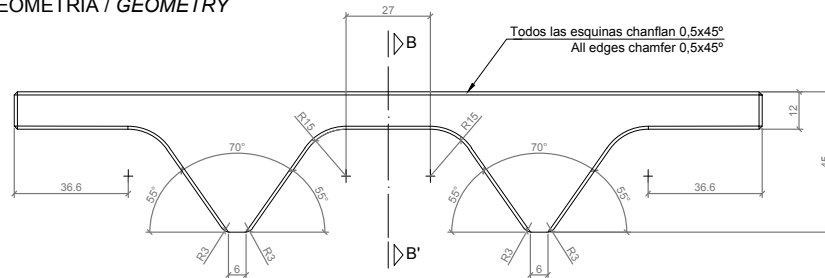


CARACTERÍSTICAS / FEATURES

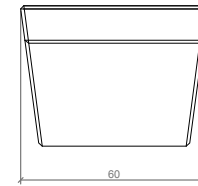
<b>Material</b>	hormigón Petra 1	<b>Material</b>	precast concrete Petra 1
<b>Acabado</b>	decapado e hidrofugado	<b>Finish</b>	etched and waterproofed
<b>Dimensiones</b>	l. 240, a. 60, h. 45 cm	<b>Dimensions</b>	l. 240, w. 60, h. 45 cm
<b>Color</b>	ver carta de colores	<b>Colour</b>	see colour catalogue
<b>Fijación</b>	apoyado por su propio peso o mediante resina epoxi	<b>Fixing</b>	resting on the ground or with epoxy resin
<b>Peso</b>	660 Kg	<b>Weight</b>	660 Kg
<b>Palet</b>	250 x 70 cm	<b>Pallet</b>	250 x 70 cm



GEOMETRIA / GEOMETRY



ALZADO / FRONT VIEW



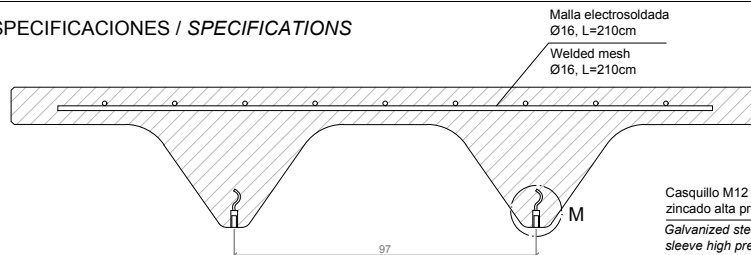
PERFIL / RIGHT SIDE



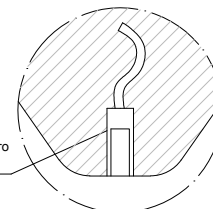
PLANTA / TOP VIEW

ESC. 1:15

ESPECIFICACIONES / SPECIFICATIONS



SECCIÓN A-A' / SECTION A-A'

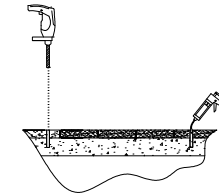
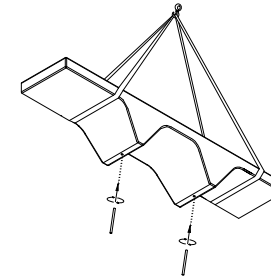


DETALLE M / DETALLE M

MANIPULACIÓN E INSTALACIÓN / HANDLING AND INSTALLATION

- 1 Elevar y enroscar la varilla / lift and thread the rod
- 2 Perforar agujero y verter resina epoxy / drill hole and pour resin epoxy

Elevación / Hoisting  
P= 680 Kg



- 3 Insertar la varilla en el agujero para instalar / Insert metal rod in hole for install

